

# **6511** ADVENTURE CABINS & TRAILERS



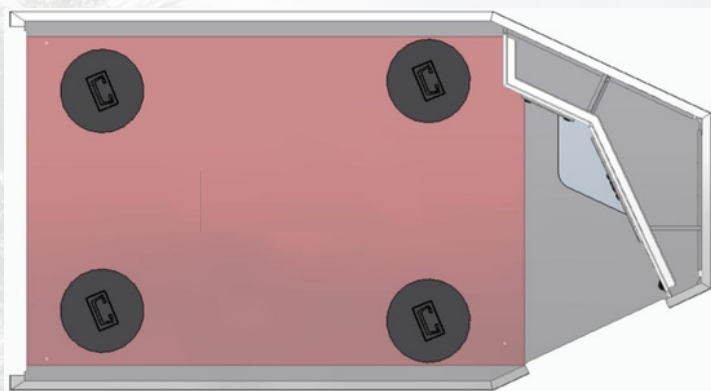
Standard Cabin MRP Starting At:

**SEE DEALER  
FOR PRICING**

[www.CORE-ICE.com](http://www.CORE-ICE.com)

# CORE ICE 6511AC or 6511AT

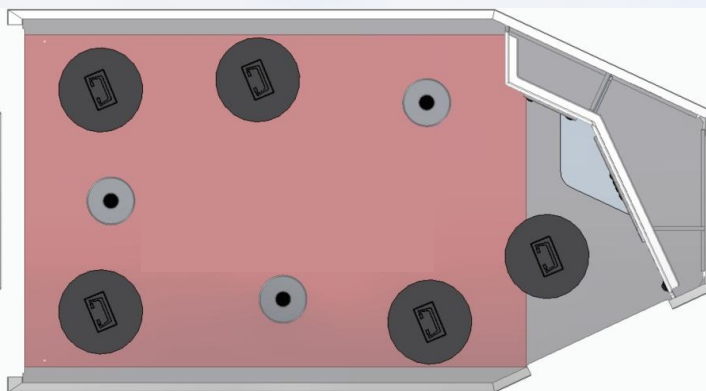
## FLOOR PLANS



### STANDARD PACKAGE

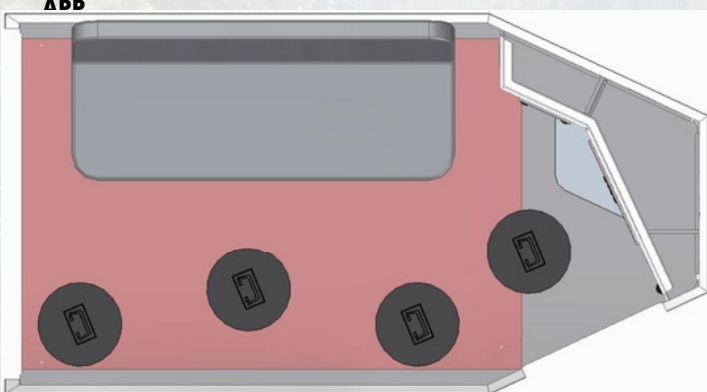
- HIGH-EFFICIENCY FORCED-AIR TRUMA FURNACE
- NON-SKID FLOORING W/ MULTIPLE TIE DOWN POINTS
- LIGHTWEIGHT, WATERPROOF PVC CABINETRY
- 30 AMP GENERATOR/SHORE POWER PLUG
- BLUETOOTH CAPABLE UNIT CONTROL THROUGH PHONE

ADD



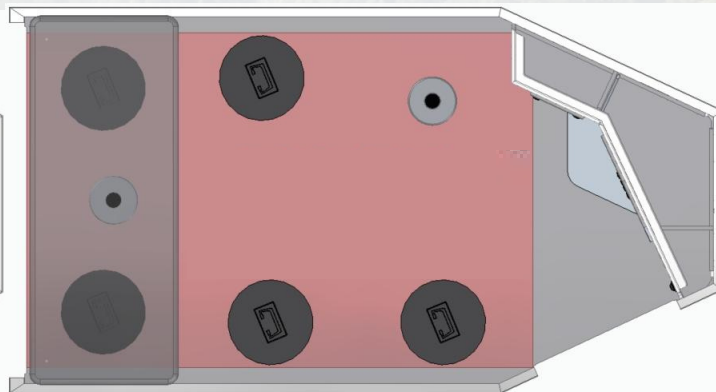
### PACKAGE 1

- ALL FEATURES LISTED WITH THE STANDARD PACKAGE
- 3 PEDESTAL SEATS W/ FLUSH BASE
- 1 ADDITIONAL CATCH COVER



### PACKAGE 2

- ALL FEATURES LISTED WITH THE STANDARD PACKAGE
- REAR BUNK/DINETTE
- 1 PEDESTAL SEAT W/ FLUSH BASE
- 1 ADDITIONAL CATCH COVER



### PACKAGE 3

- ALL FEATURES LISTED WITH THE STANDARD PACKAGE
- 74" SIDE WALL MOUNT JACK KNIFE SOFA



LENGTH 180 in

HEIGHT 111 in

Holes 4  
GVWR 3000 lbs  
WEIGHT 1295 lbs

# 6511AC


Adventure Cabin

# 6511AT

Adventure Trailer



## Features



**The Most Waterproof**  
**The Most Durable**  
**The Best Insulation**  
**No Slip or Rot Floor**  
**INTELLI-CORE Panels**

### INTELLI-CORE STRUCTURAL COMPOSITE TECHNOLOGY

Numerous advantages over traditional construction methods result in a lighter, stronger, easier to use, and longer lasting product which increases capability and productivity.

**Lightweight** - The lightest trailers in their class. Easy to tow, even behind utility vehicles.

**Durable** - Structural composite construction results in a dent resistant, stronger, and more resilient design.

**Non-Conductive** - Panels are constructed out of fiberglass, foam, and/or honeycomb materials.

**Store Indoors or Out** - Panels are waterproof, UV resistant, and built to handle the elements.

**Easy to Maintain/Clean** - Pressure wash inside and out. Smooth surfaces are easy to clean.

**No Organic Materials** = NO Mold, NO Rot, NO Mildew!

**Precision Engineering** - All panels, cabinetry, and storage solutions manufactured using CNC equipment for higher quality and industry leading fit and finish.

**Thermal Advantage** - Paneled construction gives a higher insulated product that is easy to heat/cool at a lower cost.

**Easy to Graphic** - Smooth, seamless paneled construction provides improved aesthetics and easy graphic application. Panels are available in many color options.

**RF Transparent** - Composite panels allow for radio wave transparency.

**Longer Life** - A CORE trailer utilizes manufacturing methods and materials that last longer reducing the frequency and need for replacement.

**Easy to Repair** - Damage is quickly and easily repaired at a lower cost.

# 6511A



## STANDARD FEATURES

### Interior Standard Features

#### Composite Shell Construction

- INTELLI-CORE Structural Composite Floor, Walls, and Roof
- Fully Insulated R15 Roof, R9 Floor, and R9 Walls
- Non-Skid, Impact Resistant Flooring
- Lightweight, Waterproof PVC Cabinetry
- Non-Organic Construction: NO Mold, NO Rot, NO Mildew

#### Comfort

- High Efficiency Forced Air Truma VarioHeat Furnace

#### Electrical

- Bluetooth Capable Unit Control Through Phone App
- Perimeter LED Lighting w/ Dimmer Control; LED Task Lighting
- 110V Outlet, 12V Outlet, USB Charge ports
- 35 Amp Power Center, Battery Gauge, Battery Disconnect Switch
- AM/FM Stereo w/ Bluetooth & Marine Speakers
- TV Prep w/ Digital King Omni Pro Antenna
- LP/CO Alarm, Smoke Detector, Fire Extinguisher, First Aid Kit

#### Cooking

- Flush Mount Stainless Steel 2 Burner Cooktop
- Stainless Steel 1 Cu Ft Microwave

### Exterior Standard Features

#### Construction

- INTELLI-CORE Structural Composite Floor, Walls, and Roof
- Aluminum Alloy Frame, 360 Deg Welds at Joints
- Aluminum Wheels
- Long Arm Torsion Suspension
- 3 Manual Screw Jacks w/ Hex For Easy Lift and Lower
- Fully Insulated Ramp Door on Trailer Models w/ 65.5" x 78.5" Rear Opening
- Color Matched INTELLI-CORE Structural Composite Doors

#### Electrical

- 30 Amp Generator/Shore Power Plug
- LED Trailer Lighting
- Full Perimeter LED Lighting, Rear Work Lights, Front Work Light

#### Certifications

- NATM Compliance
- Compliance with NFPA and NEC Building Requirements

#### Standard Exterior /\*Interior Color Options

*Arctic White Gloss	Storm Grey Gloss	Solar Orange Gloss	Deep Sea Blue Matte
Race Red Matte	*Tundra Night Charcoal Matte	*Carbon Black Matte	*Matte Greige

## OPTIONAL FEATURES

### Cooking

- ☒ **\$410** - 21" Oven and 3 Burner Cooktop w/ Flush Glass Top and Exhaust Fan

### Cooling

- ☒ **\$1835** - High-Efficiency, Low-Profile A/C Unit (11,000 BTU) w/30 Amp Plug (Replacing Ceiling Vent)
- ☒ **\$400** - Roof Vent w/ A/C Pre-Install Kit Including 30 Amp Shore Power Plug

### Electrical

- \$160** - Extra Interior Outlet
- ☒ **\$250** - Exterior Outlet at Front of Trailer
- \$100** - 12V Power Pod (1 12V Pug and 2 USB charge ports)
- \$175** - Side Wall Van Air Vent / Electric Fan
- \$2400** - Armless Electric Side Awning w/ Auto Rain and Wind Control
- \$100** - Exterior Flasher Kit (silent flasher system incorporated into exterior running lights)
- \$225** - Dual Battery Kit (includes a second battery box, vent, and dual battery disconnect switch w/ all wiring)
- \$380** - Interior RGB Kit w/ RGB Control Center
- \$380** - Exterior RGB Kit w/ RGB Control Center

### Entertainment

- \$700** - Front 28", 12V TV on Fixed Mount and Multi-Zone HDMI Stereo w/ Bluetooth/DVD/CD
- \$820** - Front 32", 12V TV on Fixed Mount and Multi-Zone HDMI Stereo w/ Bluetooth/DVD/CD
- \$960** - Side 28", 12V TV on Locking Swing Arm Mount and Multi-Zone HDMI Stereo w/ Bluetooth/DVD/CD
- ☒ **\$1080** - Side 32", 12V TV on Locking Swing Arm Mount and Multi-Zone HDMI Stereo w/ Bluetooth/DVD/CD
- \$1400** - Side 40", 12V TV on Locking Swing Arm Mount and Multi-Zone HDMI Stereo w/ Bluetooth/DVD/CD
- \$300** - Side Entertainment Angler Pkg Upgrade (Composite Rod Locker, 3x Lure Lock Tackle Boxes, 12V Power
- \$125** - Premium 75W Marine Speaker Upgrade
- \$400** - Fusion Exterior In-Wall Marine Soundbar
- \$175** - Exterior Coax Port w/ Additional Outlet in Upper Cabinet

### Interior Finish

- \$1430** - Package 1 (3 Pedestal Seats w/ Flush Base, 1 Additional Catch Cover)
- \$1050** - Package 2 (Side Wall Mount Sofa)
- \$2650** - Package 3 (Rear Bunk/Dinette, 1 Pedestal Seat w/ Flush Base)
- \$4030** - Package 21 (Queen Electric Lift Bed, 3 Pedestal Seats w/ Flush Base, 1 Additional Catch Cover)
- ☒ **\$3650** - Package 22 (Queen Electric Lift Bed, Side Wall Mount Sofa)
- ☒ **\$5250** - Package 23 (Queen Electric Lift Bed, Rear Lower Bunk /Dinette, 1 Pedestal Seat w/ Flush Base)
- \$2350** - Upper/Lower Dual Rear Bunk/Dinette
- ☒ **\$1705** - Lower Rear Bunk/Dinette
- \$1050** - Side Wall Mount Sofa
- ☒ **\$660** - Side Wall Bunk
- ☒ **\$150** - Pedestal Seat Base (Springfield Plug-in Style, Base Only)
- ☒ **\$350** - Premium CORE Atwood Centric Boat Seat (Seat, Mount, and 15" Post)
- ☒ **\$715** - Premium CORE Mid-Back Captain's Chair (Chair, Mount, and 12" Post)
- ☒ **\$310** - Walnut Woodgrain Flooring Upgrade
- ☒ **\$400** - Additional Window (30" x 24")

### Cabinetry

- \$410** - Rear Cross Wall Cabinet (Cabin model only)
- ☒ **\$625** - XL Non-Closet Base Cabinet (Requires Oven Option)

### Holes

- ☒ **\$-60** - Delete All Holes
- ☒ **\$50** - Delete Hole
- ☒ **\$110** - Add/Move 1 Hole
- ☒ **\$600** - Spear Hole: Removable w/ Compression Latches

## NOTES