

6515 HYBRID SKID CABINS & TRAILERS

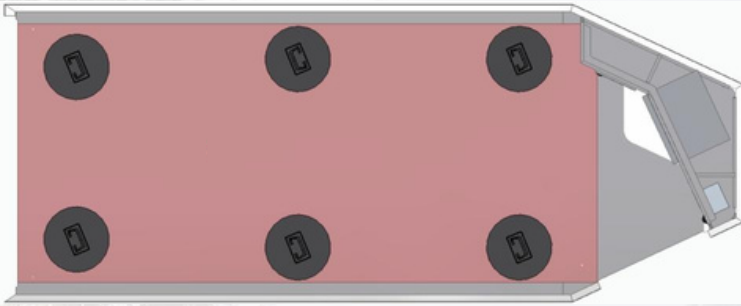
Standard Cabin MRP Starting At:

**SEE DEALER
FOR PRICING**

www.CORE-ICE.com


CORE ICE 6515SC or 6515ST

FLOOR PLANS



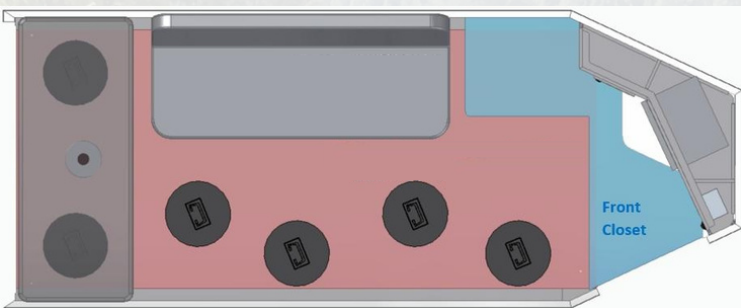
STANDARD PACKAGE

- HIGH-EFFICIENCY FORCED-AIR TRUMA FURNACE
- NON-SKID FLOORING W/ MULTIPLE TIE DOWN POINTS
- LIGHTWEIGHT, WATERPROOF PVC CABINETRY
- 30 AMP GENERATOR/SHORE POWER PLUG
- BLUETOOTH CAPABLE UNIT CONTROL THROUGH PHONE APP




PACKAGE 4

- ALL FEATURES LISTED WITH THE STANDARD PACKAGE
- 4 PEDESTAL SEATS W/ FLUSH BASE
- 1 ADDITIONAL CATCH COVER
- OPTIONAL FRONT CLOSET (SHOWN IN BLUE)



PACKAGE 5

- ALL FEATURES LISTED WITH THE STANDARD PACKAGE
- REAR BUNK/DINETTE
- 74" SIDE WALL MOUNT SOFA
- OPTIONAL FRONT CLOSET (SHOWN IN BLUE)



PACKAGE 6

- ALL FEATURES LISTED WITH THE STANDARD PACKAGE
- REAR BUNK/DINETTE
- 2 PEDESTAL SEATS
- 2 ADDITIONAL CATCH COVERS
- OPTIONAL FRONT CLOSET (SHOWN IN BLUE)



HEIGHT 111 in


LENGTH 227 in

Holes 6
WEIGHT 1495 lbs
CABIN GVWR 3000 lbs
TRAILER w/ Brakes GVWR 3500 lbs

6515SC
Hybrid Skid Cabin

6515ST
Hybrid Skid Trailer

Features



The Most Waterproof
The Most Durable
The Best Insulation
No Slip or Rot Floor
INTELLI-CORE Panels

INTELLI-CORE STRUCTURAL COMPOSITE TECHNOLOGY

Numerous advantages over traditional construction methods result in a lighter, stronger, easier to use, and longer lasting product which increases capability and productivity.

Lightweight - The lightest trailers in their class. Easy to tow, even behind utility vehicles.

Durable - Structural composite construction results in a dent resistant, stronger, and more resilient design.

Non-Conductive - Panels are constructed out of fiberglass, foam, and/or honeycomb materials.

Store Indoors or Out - Panels are waterproof, UV resistant, and built to handle the elements.

Easy to Maintain/Clean - Pressure wash inside and out. Smooth surfaces are easy to clean.

No Organic Materials = NO Mold, NO Rot, NO Mildew!

Precision Engineering - All panels, cabinetry, and storage solutions manufactured using CNC equipment for higher quality and industry leading fit and finish.

Thermal Advantage - Paneled construction gives a higher insulated product that is easy to heat/cool at a lower cost.

Easy to Graphic - Smooth, seamless paneled construction provides improved aesthetics and easy graphic application. Panels are available in many color options.

RF Transparent - Composite panels allow for radio wave transparency.

Longer Life - A CORE trailer utilizes manufacturing methods and materials that last longer reducing the frequency and need for replacement.

Easy to Repair - Damage is quickly and easily repaired at a lower cost.

6515S



STANDARD FEATURES

Interior Standard Features

Composite Shell Construction

- INTELLI-CORE Structural Composite Floor, Walls, and Roof
- Fully Insulated R15 Roof, R9 Floor, and R9 Walls
- Non-Skid, Impact Resistant Flooring
- Lightweight, Waterproof PVC Cabinetry
- Non-Organic Construction: NO Mold, NO Rot, NO Mildew

Comfort

- High Efficiency Forced Air Truma VarioHeat Furnace
- Roof Vent w/ A/C Pre-Install Kit Including 30 Amp Shore Power Plug

Electrical

- Bluetooth Capable Unit Control Through Phone App
- Perimeter LED Lighting w/ Dimmer Control; LED Task Lighting
- 110V Outlet, 12V Outlet, USB Charge ports
- 35 Amp Power Center, Battery Gauge, Battery Disconnect Switch
- AM/FM Stereo w/ Bluetooth & Marine Speakers
- TV Prep w/ Digital King Omni Pro Antenna
- LP/CO Alarm, Smoke Detector, Fire Extinguisher, First Aid Kit

Cooking

- Flush Mount Stainless Steel 2 Burner Cooktop
- Stainless Steel 1 Cu Ft Microwave

Exterior Standard Features

Construction

- INTELLI-CORE Structural Composite Floor, Walls, and Roof
- Aluminum Alloy Frame, 360 Deg Welds at Joints
- Aluminum Wheels
- Long Arm Torsion Suspension
- High-Speed Front Electric Jack and 2 Manual Rear Screw Jacks w/ Hex Shaft for Easy Lift and Lower
- Fully Insulated Ramp Door on Trailer Models w/ 65.5" x 78.5" Rear Opening
- Color Matched INTELLI-CORE Structural Composite Doors

Electrical

- 30 Amp Generator/Shore Power Plug
- LED Trailer Lighting
- Full Perimeter LED Lighting, Rear Work Lights, Front Work Light

Certifications

- NATM Compliance
- Compliance with NFPA and NEC Building Requirements

Standard Exterior / *Interior Color Options

*Arctic White Gloss	Storm Grey Gloss	Solar Orange Gloss	Deep Sea Blue Matte
Race Red Matte	*Tundra Night Charcoal Matte	*Carbon Black Matte	*Matte Greige

OPTIONAL FEATURES

Cooking

- ☑ **\$410** - 21" Oven and 3 Burner Cooktop w/ Flush Glass Top and Exhaust Fan (Front Closet Required)

Cooling

- ☑ **\$1835** - High-Efficiency, Low-Profile A/C Unit (11,000 BTU) w/30 Amp Plug (Replacing Ceiling Vent)

Electrical

- \$160** - Extra Interior Outlet
- ☑ **\$250** - Extra Interior Outlet
- \$100** - 12V Power Pod (1 12V Pug and 2 USB charge ports)
- \$175** - Side Wall Van Air Vent / Electric Fan
- \$2485** - Armless Electric Side Awning w/ Auto Rain and Wind Control
- \$100** - Exterior Flasher Kit (silent flasher system incorporated into exterior running lights)
- \$225** - Dual Battery Kit (includes a second battery box, vent, and dual battery disconnect switch w/ all wiring)
- \$380** - Interior RGB Kit w/ RGB Control Center
- \$380** - Exterior RGB Kit w/ RGB Control Center

Entertainment

- \$700** - Front 28", 12V TV on Fixed Mount and Multi-Zone HDMI Stereo w/ Bluetooth/DVD/CD
- \$820** - Front 32", 12V TV on Fixed Mount and Multi-Zone HDMI Stereo w/ Bluetooth/DVD/CD
- \$960** - Side 28", 12V TV on Locking Swing Arm Mount and Multi-Zone HDMI Stereo w/ Bluetooth/DVD/CD
- ☑ **\$1080** - Side 32", 12V TV on Locking Swing Arm Mount and Multi-Zone HDMI Stereo w/ Bluetooth/DVD/CD
- \$1400** - Side 40", 12V TV on Locking Swing Arm Mount and Multi-Zone HDMI Stereo w/ Bluetooth/DVD/CD
- \$300** - Side Entertainment Angler Pkg Upgrade (Composite Rod Locker, 3x Lure Lock Tackle Boxes, 12V Power)
- \$125** - Premium 75W Marine Speaker Upgrade
- \$400** - Fusion Exterior In-Wall Marine Soundbar
- \$175** - Exterior Coax Port w/ Additional Outlet in Upper Cabinet

Interior Finish

- \$1790** - Package 4 (4 Pedestal Seats w/ Flush Base, 7 Fishing Holes)
- \$3220** - Package 5 (Rear Bunk/Dinette, Side Wall Mount Sofa, 6 Fishing Holes)
- \$3160** - Package 6 (Rear Bunk/Dinette, 2 Pedestal Seat w/ Flush Base, 8 Fishing Holes)
- ☑ **\$4390** - Package 24 (Queen Electric Lift Bed, 4 Pedestal Seats w/ Flush Base, 7 Fishing Holes, ***NO Side Entertainment Options Available**)
- ☑ **\$5820** - Package 25 (Queen Electric Lift Bed, Rear Bunk/Dinette, Side Wall Mount Sofa, 6 Fishing Holes, ***NO Side Entertainment Options Available**)
- ☑ **\$5760** - Package 26 (Queen Electric Lift Bed, Rear Bunk/Dinette, 2 Pedestal Seat w/ Flush Base, 8 Fishing Holes, ***NO Side Entertainment Options Available**)
- ☑ **\$1790** - Front Closet
- \$2310** - Upper / Lower Rear Bunk/Dinette
- ☑ **\$1705** - Lower Rear Bunk/Dinette
- \$1050** - Side Wall Mount Sofa 74"
- ☑ **\$660** - Side Wall Bunk 72"
- ☑ **\$150** - Pedestal Seat Base (Springfield Plug-in Style, Base Only)
- ☑ **\$350** - Premium CORE Atwood Centric Boat Seat (Seat, Mount, and 15" Post)
- ☑ **\$715** - Premium CORE Mid-Back Captain's Chair (Chair, Mount, and 12" Post)
- ☑ **\$400** - Walnut Woodgrain Flooring Upgrade
- ☑ **\$400** - Additional Window (30" x 24")

Cabinetry

- \$410** - Rear Cross Wall Cabinet (Cabin model only)
- ☑ **\$625** - XL Non-Closet Base Cabinet (Requires Oven Option)

Holes

- ☑ **\$-90** - Delete All Holes
- ☑ **\$50** - Delete Hole
- ☑ **\$110** - Add/Move 1 Hole
- ☑ **\$600** - Spear Hole: Removable w/ Compression Latches